

# 433MHz HAND HELD GIGALINK™ TRANSMITTERS

GLT43300, GLT43301, GLT43302, GLT43303, GLT43304 and GLT43308

## Features

- One, two, three, four & eight buttons.
- More than four billion code combinations
- Ability to program un-limited number of transmitters to a receiver
- Built-in battery monitor. Flashing red LED indicates battery is flat
- 433 MHz transmissions. No interference from electrical noise and other signals.



## Applications

- Security, wireless activation/deactivation of domestic or industrial alarms
- Gate operation
- Panic buttons
- Remote Activation of lights
- Simultaneous operation of multiple on/off functions

## Description

These hand held GIGALINK™ transmitters operate on 433MHz. These GIGALINK™ transmitters can be programmed to the 433MHz Gigalink receivers.

The GLT433 series is available with 1, 2, 3, 4 and 8 buttons. The transmission is secure with over 4 billion code combinations.

The transmitter is also available without a case to allow easy integration into your applications.

The hand held GIGALINK™ transmitters have single and multi-channel code programming system that provides flexibility in programming each channel to different receivers. Each transmitter button can be programmed to different single channel receivers.

## Multi-channel Code Programming

This is used to program all channels from a multi-channel receiver to the multi-channel transmitter. To multi-channel code program a transmitter, read receivers setup instructions.

## Single Code Programming

This is used for programming one channel at a time to the transmitter. To single code program a transmitter read receivers setup instructions.

## Operating Distance

An operating distance (in conjunction with our GLR433.. series receivers) of 350 metres is possible with the GLT43300/1/2/3/4 and 500 metres with GLT43308.

The operating distance depends upon the receiver antenna and location. An independent test revealed the following ranges:















Range (Metres)	Receiver Antenna	Receiver Type
200	690 mm Long Wire	GLR433....
350	ANT433S	GLR433....
500 (GLT43308)	ANT433S	GLR433....

Range tests were done in an open area test site with line-of-sight operation and the receiver antenna wire was fixed vertically, away from any metal objects.

## Case

The hand held GIGALINK™ transmitters are supplied with a case. There is also sufficient space on the rear of the case to place additional stickers such as your telephone contact, local authorities approval numbers etc.

## Products in the Range

				
<b>GLT43300</b> Transmitter	<b>GLT43301</b> 1-Channel	<b>GLT43302</b> 2-Channel	<b>GLT43303</b> 3-Channel	<b>GLT43304</b> 4-Channel
				<i>NL: No label The Elsema Label is absent.</i>
<b>GLT43308</b> 8-Channel	<b>GLT43316</b> 2-Stroke, 16-Channel	<b>GLT43300NC</b> Transmitter, No Case Option Pin header	<b>GLT43308NC</b> 8-Channel, No Case	
				
<b>GLT4330112E</b> 1-Channel, 25mW	<b>GLT4330212E</b> 2-Channel, 25mW	<b>GLT4330412E</b> 4-Channel, 25mW	<b>GLT4330812E</b> 8-Channel, 25mW	<b>GLT4330812NC</b> 8-Channel, 25mW No Case

## Technical Data

Model	GLT43301, GLT43302, GLT43303, GLT43304	GLT43308
Power Supply	9V Battery (Applied to the battery Clip)	9V Battery (Applied to the battery Clip) or 10-16VDC (Only applied to + & - terminals)
Current Consumption	Max 35mA at 8VDC (Only when transmitting)	
Standby Current	10uA (Typical)	
Transmission Modes	Continuous - Transmits as long as the channel is activated.	
Battery Monitor	LED flashes at 1Hz, during transmission, when battery voltage is at 6.5V (flat 9V battery)	
Operating Freq	433.920MHz (Other frequencies available on request. Refer to the table below )	
Carrier Freq Tolerance	Crystal controlled 30 parts per million	
Operating Temperature Range	-5 to 50°C	
Radiated RF Power Output	100uW	
Antenna	Built-in loop Antenna	
Type of Emission	AM 100% depth	
Freq Deviation Limiting	1600 - 1900Hz non-return to zero	
Modulation Freq	120Hz to 1.8kHz (15% tolerance)	
Spurious Transmission	At least -60dB / carrier	
Necessary Bandwidth	±2.5kHz	
Digital Coding System	Microcontroller based 96-bit word	
Code Combination	Approximately 4.3 billion	
Digital Channels	1, 2, 3 or 4 channels. The type of membrane label determines the number of channels. Customers can fit custom-made membrane labels	8 channels. On board 16-pin IC socket. Channels are addressed by joining opposite side of the IC socket pins. Elsema has a 16-pin 35cm ribbon cable plug available
Dimension	81 x 56 x 24mm	130 x 67 x 27mm (GLT43308) 70 x 50 x 14mm (GLT43308NC)
Weight	51g excluding battery	60g (GLT43308) 35g (GLT43308NC)
Useable Receivers	GLR433... series	
Useable Operating Range	Up to 350m; depending on receiver antenna and location	Up to 500m; depending on receiver antenna and location

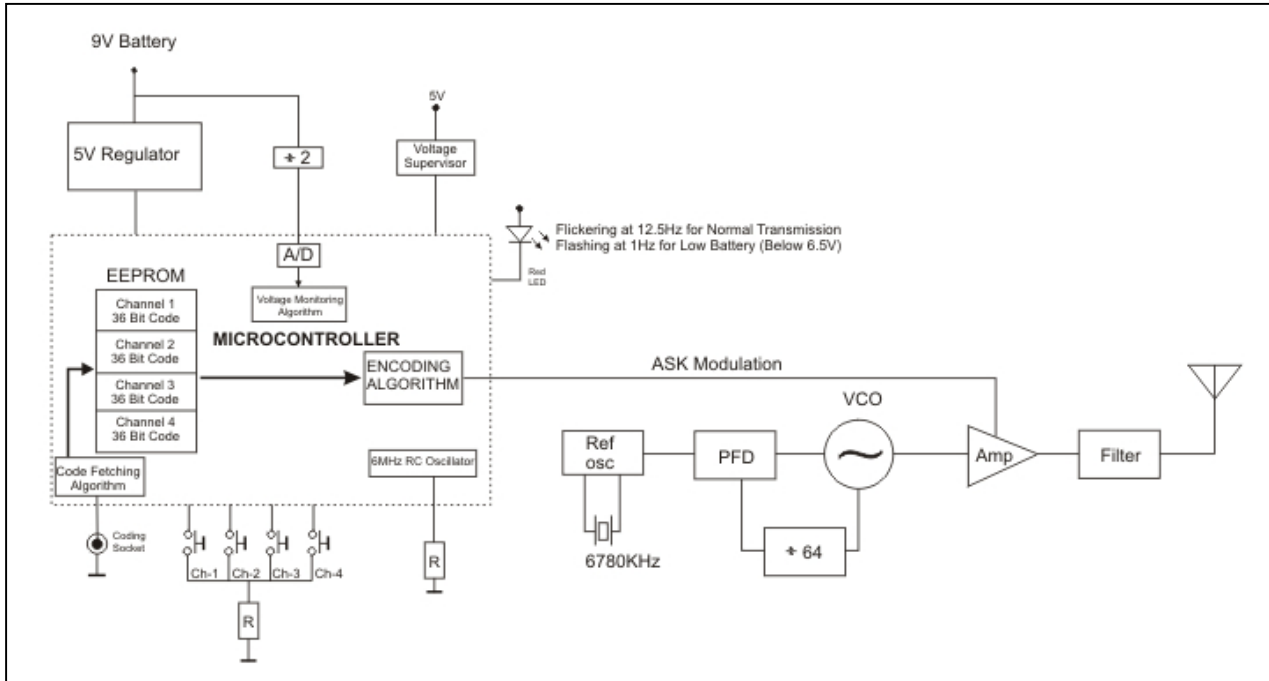
## Available Frequencies

SF2	433.664 MHz
SF3	433.408 MHz
SF4	433.152 MHz
SF5	434.688MHz
SF6	434.432 MHz

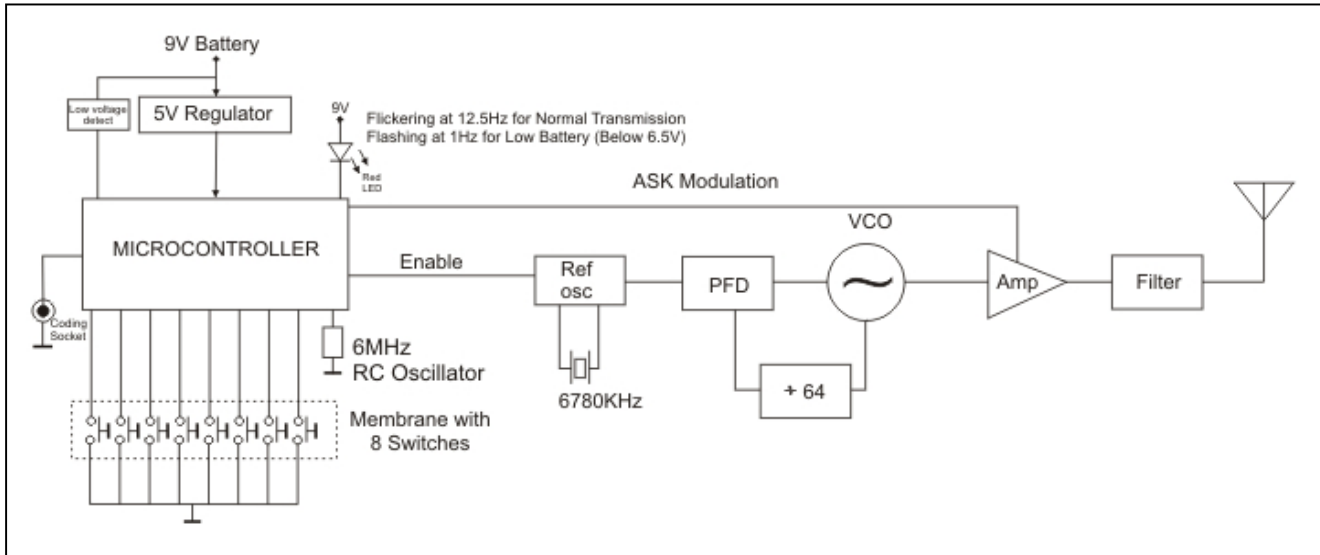
**Special Frequency products can be made upon request. There is a minimum quantity order of 10. Please quote Correct SF number when ordering transmitters on special frequencies.**

**Block Diagram**

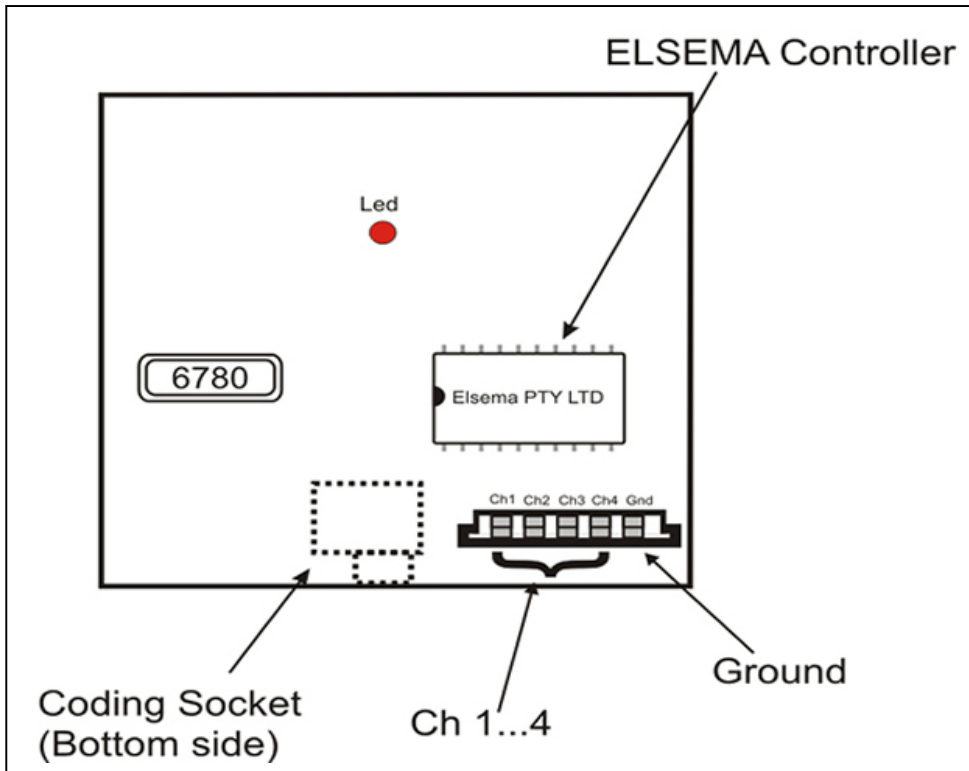
GLT43301, GLT43302, GLT43303, GLT43304



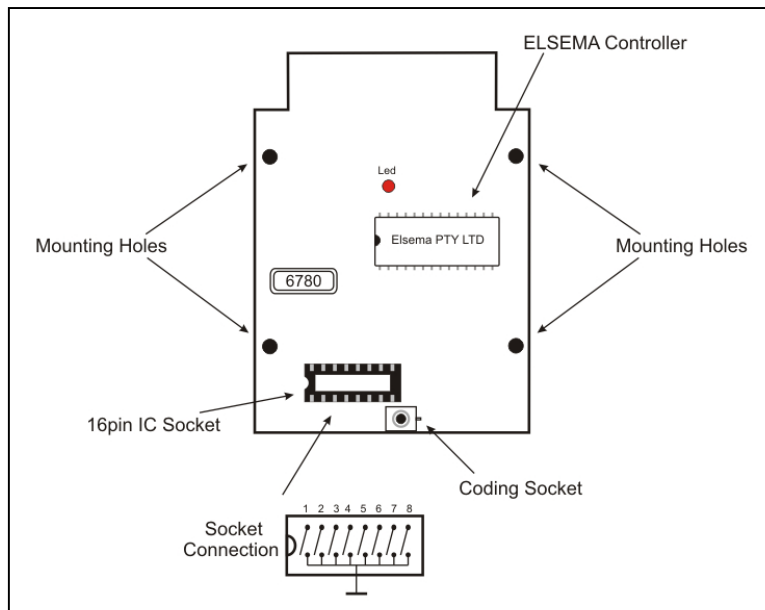
GLT43308(NC)



**Connection Diagram GLT43300NC**

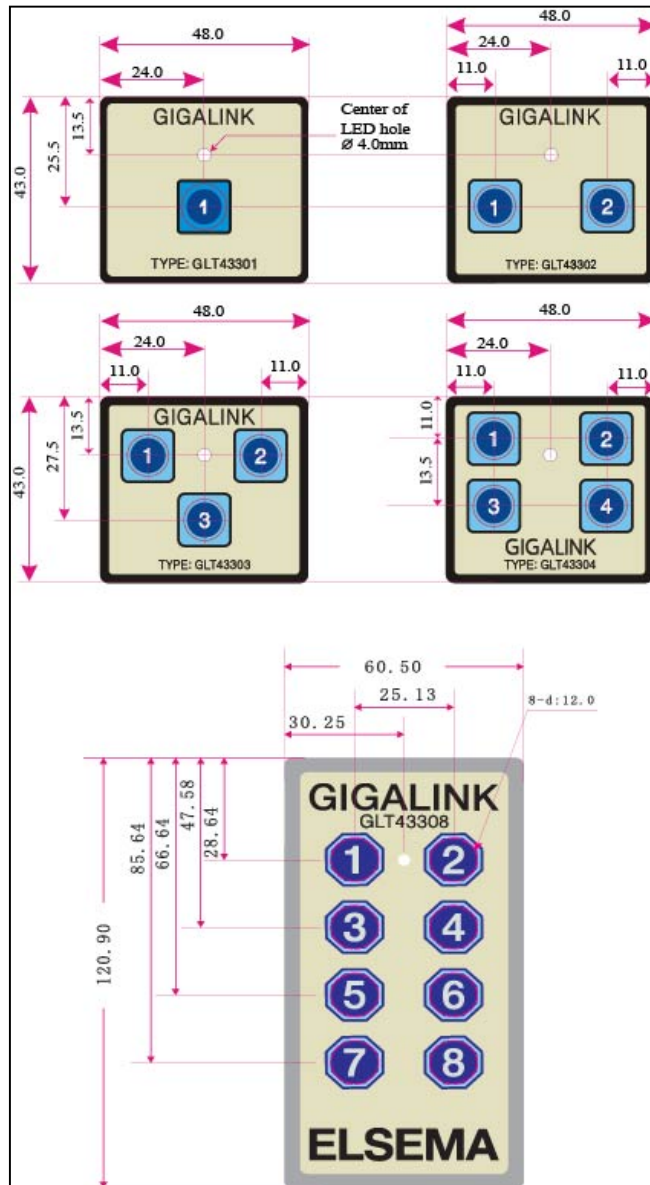


**Connection Diagram GLT43308NC**



## Customised labels

The transmitters are available without the front labels. Customers can purchase the GLT43300NL, which is a hand held GIGALINK™ transmitter without the front labels. This enables the customers to fit their custom made labels that can be a 1, 2, 3 or 4 channels. This has the advantage of customers only stocking one model to function as a 1, 2, 3 and 4 channel. Details of label dimensions are given below.



Customers who wish to have their own membranes can contact us with their designs on (+61) 2 9609 4668

You can have your own company logo and specific text printed on the membranes. e.g. Up, Down, Right and Left or Start, Stop etc.

The minimum quantity for custom membranes is 50 pieces per order.

**Elsema Pty Ltd**  
 31 Tarlington Place, Smithfield  
 NSW 2164  
 Ph: 02 9609 4668  
 Fax: 02 9725 2663  
 Website: [www.elsema.com](http://www.elsema.com)

Distributed by: