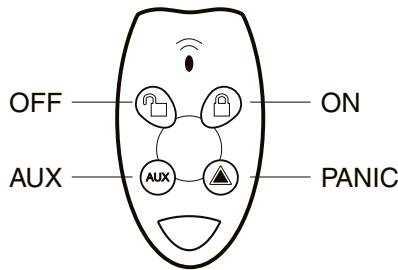


RK4B Radio Key

4 CHANNEL RADIO KEY



- 4 BUTTON PORTABLE TRANSMITTER
- COLOUR CODED BUTTONS
- ARM / DISARM / PANIC / AUX
- FULLY WATERPROOF
- LONG LIFE LITHIUM BATTERY POWERED
- COMPATIBLE WITH ALL NESS RECEIVERS

NESS RK4B RADIO KEY

The Ness RK4B Radio Key is a fully sealed and fully waterproof four channel radio key.

Featuring a tough and attractive lightweight slim housing and click action rubber buttons.

Full 56bit encrypted transmission for maximum security, (where supported by the receiver or control panel).

The RK4 is a sealed unit powered by a Lithium battery with an expected life of 10 years, (assuming 7 transmissions per day).

The four buttons provide Arming, Disarming, Panic and Auxiliary output functions when used with Ness control panels or standalone receivers.

OFF button:

- DISARM function for Ness D8x, D16x, D24, R16 Control Panels.
- ANY function on the Ness 100-666 MCR Receiver.

ON button:

- ARM function for Ness D8x, D16x, D24, R16 Control Panels.
- ANY function on the Ness 100-666 MCR Receiver.

PANIC button:

- PANIC function for Ness D8x, D16x, D24, R16 Control Panels.
- ANY function on the Ness 100-666 MCR Receiver.

AUX button:

- AUX output on Ness D8x, D16x, Control Panels.
- RELAY output on the Ness 100-099 AUX Receiver.
- ANY function on the Ness 100-666 MCR Receiver.

The RK4B radio key interfaces with compatible Ness control panels via the Ness 100-200 radio interface or any Ness standalone receiver.

A low battery signal is sent to compatible Ness receivers.

Dimensions: 32(w) x 58(h) x 13(d) mm

COMPATIBILITY

BUTTONS

	OFF	ON	PANIC	AUX
100-187 SCR Receiver	Y	Y	Y	
100-099 AUX Receiver			Y	Y
100-666 MCR Receiver	Y	Y	Y	Y
100-690 R16 Panel	Y	Y	Y	
D8 control panel v3.x	N ¹	N ¹	N ¹	N ¹
D8x control panel v4.0 and later	Y	Y	Y	Y
D16x control panel v4.0 and later	Y	Y	Y	Y
D24 control panel	Y	Y	Y	Y ²

¹ On D8xD16x Rev3.x and older, use the 106-178 RK3 Radio key instead.

² Requires D24 V1.2 or greater.

Ordering Information:

106-167 Ness RK4B 4 Button Radio Key

106-299 Ness RK4P 4 Button Radio key with prox tag built-in



Innovative Electronic Solutions
www.ness.com.au



NSW Ph 02 8825 9222
sales@ness.com.au

VIC Ph 03 9875 6400
nessmelb@ness.com.au

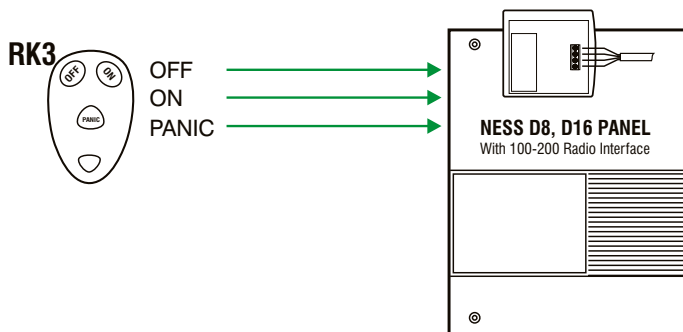
QLD Ph 07 3399 4910
nessbris@ness.com.au

WA Ph 08 9328 2511
nessper@ness.com.au

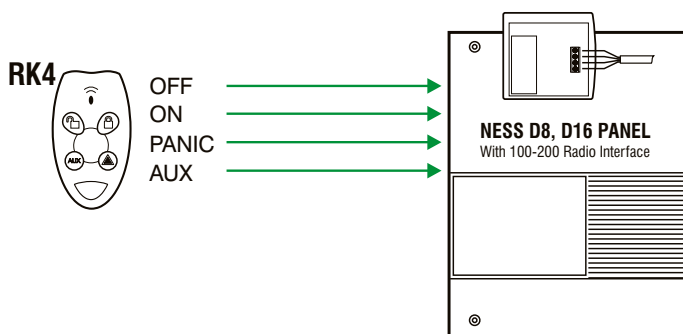
SA Ph 08 8152 0000
adelaide@ness.com.au

RADIO KEY MIXING NOTES.

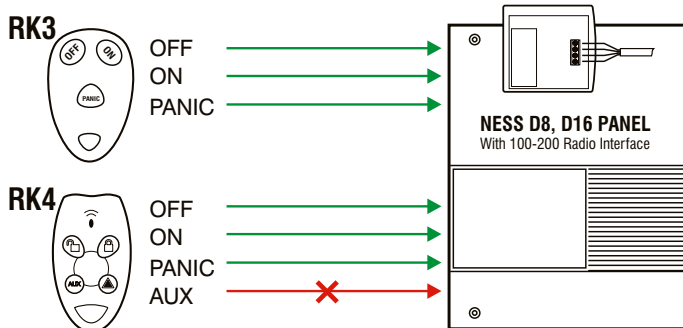
Notes on the combined use of RK3 and RK4 Radio Keys. Ness D8 & D16 control panels



Up to 14 Ness RK3 radio keys can be connected to a Ness D8 or D16.

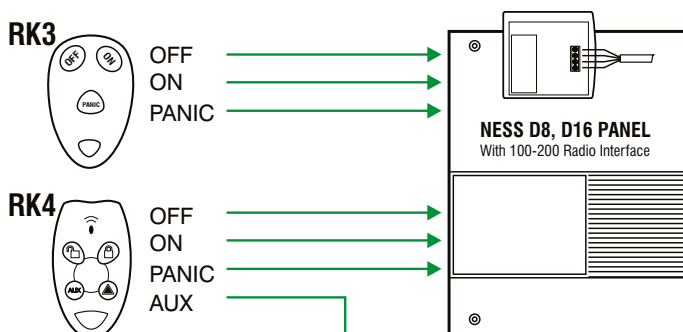


Up to 14 Ness RK4 radio keys can be connected to a Ness D8 or D16.



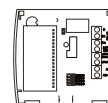
A total of up to 14 Ness RK3 and RK4 radio keys can be connected to a Ness D8 or D16. BUT the AUX button on the RK4 radio key/s cannot be used.

These D8/D16 options must be off:
P68E 7E must be off.
P69E 7E & 8E must be off.



The AUX button on the RK4 radio key/s can be programmed to operate a separate Ness 100-099 AUX Receiver. This receiver can operate almost any electrical equipment via a relay.

**NESS 100-099
AUX RECEIVER**



RELAY OUTPUT TO:
- Garage door controller
- Lighting
- Sprinkler systems
- etc

These notes apply to Ness D8 V4.x onwards and D16 all versions.

100-664 Ness RK3 Radio Key
100-067 Ness RK4 Radio Key
100-099 Ness AUX Receiver